


BIOS




Bermuda Institute of
Ocean Sciences

Pre-Cruise Safety Briefing



Emergency Evolutions

- **Fire & General Emergency**
- **Abandon Ship**
- **Man Overboard**



Bunk #24

Rating: Scientist

Assigned Life Raft: #1 STBD



Fire

- Muster on 01 deck aft.
- Stand by for instructions from crew.



Security

- Muster in galley.




Abandon
Ship

- Muster on 01 deck aft.
- Stand by for instructions from crew.



Oil Spill

- Muster in galley.
- Stand by to assist.



M. O. B.

- Muster.
- Throw flotation device.
- Maintain constant lookout from 02 or 03 deck.
- Point at and keep MOB in sight.



Collision


- Muster on 01 deck aft.
- Stand by to assist.



Medical

- Muster in galley.
- Stand by to assist.

BIOS



BIOS




Bermuda Institute of
Ocean Sciences

Fire & General Emergency

Covers the following:

- **Fire**
- **Collision**
- **Grounding**
- **Any Emergency that may arise**




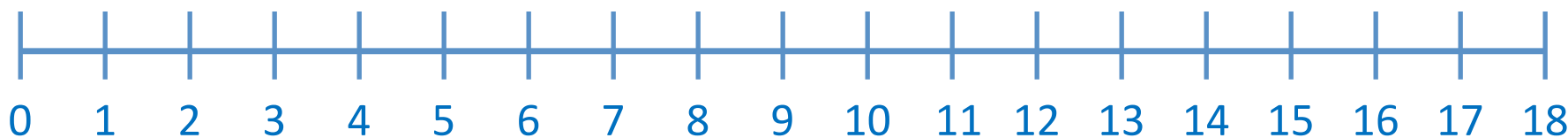
BIOS



Bermuda Institute of
Ocean Sciences

Fire & General Emergency

> 10 seconds General Alarm



BIOS



Bermuda Institute of
Ocean Sciences


Fire & General Emergency

Report directly to Muster Station

– take life jacket, hat

If you're not there . . . someone

WILL go looking for you




Fire & General Emergency

Two Muster Stations on vessel:

1. Primary - 01 Deck
2. Alternate - Aft Deck

At dock:

On dock




BIOS




Bermuda Institute of
Ocean Sciences

Muster



Muster

Once mustered, Science Party will be directed in how to assist or where to go, depending on the nature of the emergency.




BIOS



Bermuda Institute of
Ocean Sciences

EEBD

Emergency
Escape
Breathing
Device



BIOS



Bermuda Institute of
Ocean Sciences

Fire


Notify bridge

immediately

Grab nearest

fire extinguisher

Cut off ventilation




BIOS



Bermuda Institute of
Ocean Sciences

Portable Fire Extinguishers

Dry Chemical



BIOS




Bermuda Institute of
Ocean Sciences

Portable Fire Extinguishers

CO_2

Don't touch spout!



BIOS



Bermuda Institute of
Ocean Sciences

Portable Fire Extinguishers

P A S S mnemonic:

P - Pull pin

A - Aim at base

S - Squeeze trigger

S - Sweeping motion




BIOS



Bermuda Institute of
Ocean Sciences

ABANDON SHIP



BIOS


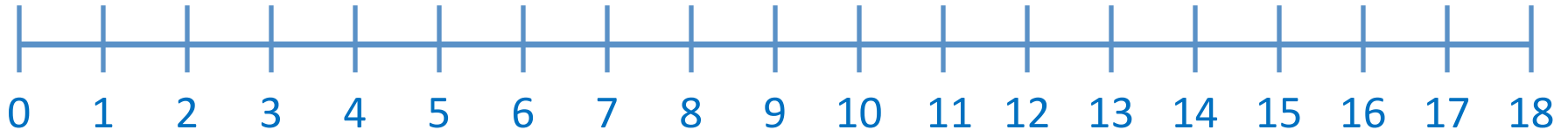


Bermuda Institute of
Ocean Sciences

Abandon Ship

More than 6 short + Prolonged


A B A N D O N SHIP



Abandon Ship

**Muster as if for 'Fire & General Emergency'
(If not already mustered)**

**Life Rafts will then be launched
(Instruction during Abandon Ship Drill)**



BIOS




Bermuda Institute of
Ocean Sciences

Life Rafts

STBD

#1



#3



BIOS



Bermuda Institute of
Ocean Sciences


Life Rafts

PORT

#4



#2



BIOS



Bermuda Institute of
Ocean Sciences

SAR Equipment

- **EPIRBs**
- **SARTs**
- **Radios**
- **Distress Signals**



BIOS



Bermuda Institute of
Ocean Sciences


EPIRBs



STBD

GPS model

no wait for satellite triangulation



BIOS




Bermuda Institute of
Ocean Sciences

EPIRBs

PORT

Deployment:

- Manual
- Automatic



BIOS




Bermuda Institute of
Ocean Sciences

SARTs

#1 in Teaching Lab

- VHF based AIS
- Built in GPS




BIOS



Bermuda Institute of
Ocean Sciences

SARTs

#2 in Bridge - PORT




BIOS



Bermuda Institute of
Ocean Sciences

Survival Radios




BIOS



Bermuda Institute of
Ocean Sciences

Distress Signals

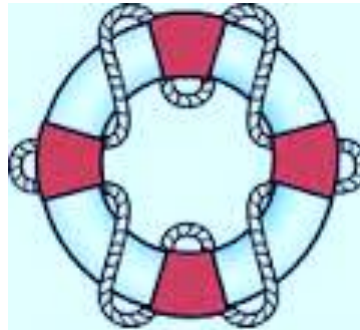


BIOS




Bermuda Institute of
Ocean Sciences

Man Overboard



ClipartOf.com/96799



BIOS



Bermuda Institute of
Ocean Sciences

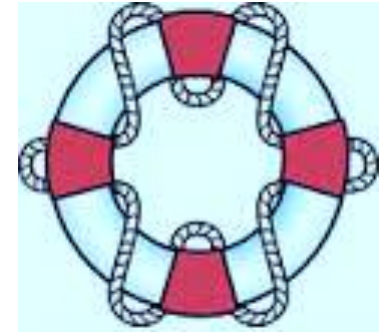
Man Overboard

3 long – MOB


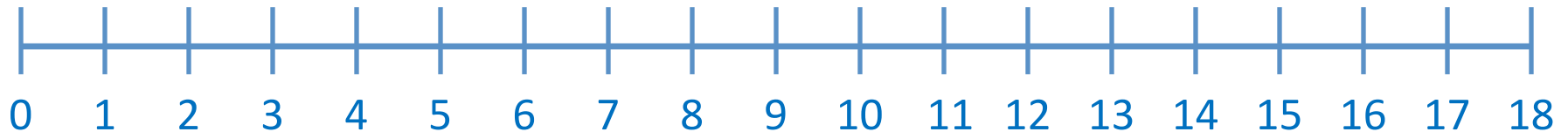
M

O

B



ClipartOf.com/96799




BIOS



Bermuda Institute of
Ocean Sciences

Man Overboard

- **Muster as you would for 'Fire & General Emergency'**
- **Will be put to work as lookout**




BIOS



Bermuda Institute of
Ocean Sciences

Man Overboard

- **Get word to bridge**
- **Throw flotation device**
- **Point – and keep pointing**
- **Don't take eyes off victim**
- **Work your way up**




BIOS



Bermuda Institute of
Ocean Sciences

MOB




BIOS



Bermuda Institute of
Ocean Sciences

Safety on Deck

All persons have the authority to stop an operation on deck if they see something they feel is unsafe, regardless of their role.




BIOS



Bermuda Institute of
Ocean Sciences

Safety on Deck

Once an operation is stopped and the situation remedied, only the Person in Charge (PIC) on deck in agreement with the Officer on Watch on the Bridge can restart the operation.



BIOS





Bermuda Institute of
Ocean Sciences

Proper PPE

The following are them minumum PPE to be worn during Deck Ops:

- Work Vest
- Hard Hat
- Closed-toed, closed-heeled shoes




BIOS




Bermuda Institute of
Ocean Sciences

Proper PPE



Other PPE may be required at the discretion of the PIC on Deck:

- Gloves
- Safety Glasses/Goggles
- Knee Pads
- Protective Clothing
- Hearing Protection
- Etc.




BIOS




Bermuda Institute of
Ocean Sciences

Safety on Deck




- When going out on deck, please go in pairs.
- When underway or at night, let the Bridge know if you are going on the back deck for any reason.
- Let the Bridge know once you are back inside.



Lab Safety

- **Gloves & goggles rated for present hazard.**
- **If safety equipment not working, notify immediately.**
- **Volatile & toxic chemicals under fume hoods.**



BIOS



Bermuda Institute of
Ocean Sciences

Lab Safety

- **Take time to do things safely.**
- **Review the location of:**
 - **Spill control kits**
 - **Emergency equipment**
 - **Other safety features**




BIOS



Bermuda Institute of
Ocean Sciences

Lab Safety

- Do not eat, drink, or smoke in lab spaces.
- Do not block:
 - Fire extinguishers
 - Eye wash stations
 - Safety showers



Shipboard Health

- **Ship Officers are trained to deal with most medical situations that may arise while at sea.**
- **Supported by Shore-side advisory service.**
- **Will respect your confidentiality.**
- **Please bring an issue, no matter how small, to their attention to mitigate it becoming a greater issue when we are further from shore.**

